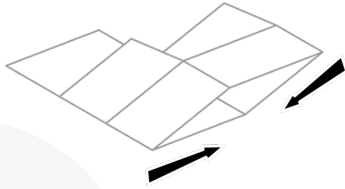


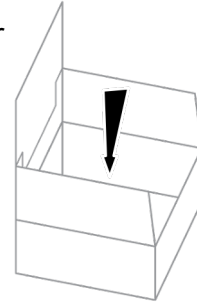


### INITIAL SETUP: STEPS 1-5

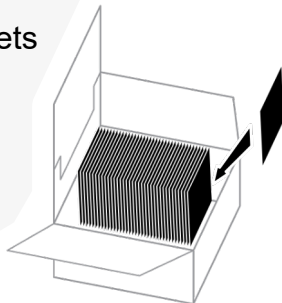
- 1 Pinch corners inwards



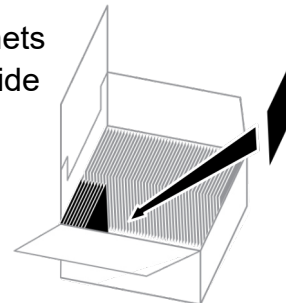
- 2 Press down inner bottom flaps



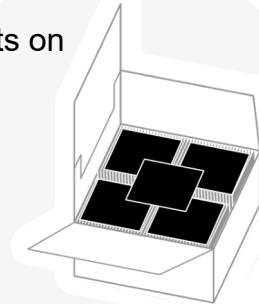
- 3 Place 60 sachets on one side  
60 sachets on one side  
60 sachets on one side



- 4 Place 60 sachets on the other side

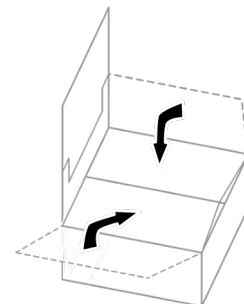


- 5 Place 5 sachets on top

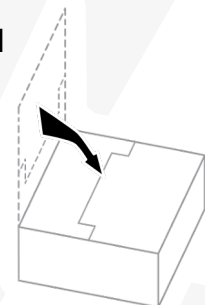


### CLOSED BOX: STEP 6-7

- 6 Fold side down

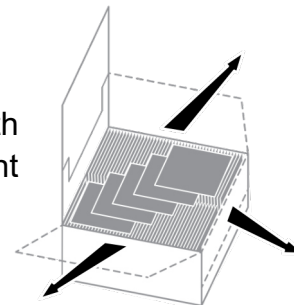


- 7 Fold top panel lid down to close and tuck

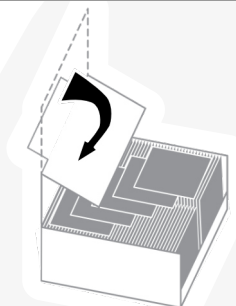


### POS DISPENSER SETUP: STEPS 8-10

- 8 Remove perforated panels on both sides and front



- 9 Fold the upper crease panel down



- 10 Tuck bottom hand behind sachets

